

Juzgado 19 Civil Municipal - Bogotá - Bogotá D.C.

De: Camilo López Acosta <camilo.lopez@bensonsclark.com>
Enviado el: miércoles, 7 de junio de 2023 4:51 p. m.
Para: Juzgado 19 Civil Municipal - Bogotá - Bogotá D.C.
Asunto: Memorial allege liquidation de credito
Datos adjuntos: Memorial liquidación de crédito - Serrano.pdf; LIQUIDACION FACTURAS (1).xls

CAMILO LÓPEZ ACOSTA, Abogado Titulado y en ejercicio, mayor de edad y vecino de esta ciudad, identificado con cédula de ciudadanía número 80.246.481 expedida en la ciudad de Bogotá D.C., Y tarjeta profesional número 183.117 del Consejo Superior de la Judicatura, obrando en calidad de apoderado judicial de e SERRANO MARTINEZ S.A.S, sociedad comercial identificada con numero de NIT 901.017.985-2 y matricula mercantil No 02743992, representada legalmente por JUAN DIEGO MARTINEZ, identificado con la cédula no. 80.133.715, por medio del presente escrito, atendiendo el proveído de fecha cinco (5) de mayo de dos mil veintitrés (2023), me permito presentar liquidación del proceso de la referencia.

Demandante: SERRANO MARTINEZ SAS
Demandados: PLANTAS MEDICINALES DE COLOMBIA SAS
Número de radicación: 2022-00-419-00




Cel: 310 345 6343
Carrera 7 # 33 – 29
Ofc. 5 / (571) 704 6121
Bogotá – Colombia

Camilo López
Acosta

Socio / Partner

www.bensonsclark.com





Bensons Clark

Law Firm



Señor.

JUZGADO DIECINUEVE (19) CIVIL MUNICIPAL DE BOGOTÁ
E. S. D.

Clase de Proceso: EJECUTIVO SINGULAR DE MENOR CUANTÍA

Demandante: SERRANO MARTINEZ SAS

Demandados: PLANTAS MEDICINALES DE COLOMBIA SAS

Numero de radicación: 2022-00-419-00

REF: LIQUIDACIÓN DEL CRÉDITO

CAMILO LÓPEZ ACOSTA, Abogado Titulado y en ejercicio, mayor de edad y vecino de esta ciudad, identificado con cédula de ciudadanía número 80.246.481 expendida en la ciudad de Bogotá D.C., Y tarjeta profesional número 183.117 del Consejo Superior de la Judicatura, obrando en calidad de apoderado judicial de e **SERRANO MARTINEZ S.A.S**, sociedad comercial identificada con numero de NIT 901.017.985-2 y matricula mercantil No 02743992, representada legalmente por **JUAN DIEGO MARTINEZ**, identificado con la cedula no. 80.133.715, por medio del presente escrito, atendiendo el proveído de fecha cinco (5) de mayo de dos mil veintitrés (2023), me permito presentar a continuación la liquidación del crédito objeto del presente proceso ejecutivo, de la siguiente manera:

ANTECEDENTES PROCESALES

1. En auto proveído el veintitrés (23) de febrero de dos mil veintitrés (2023) dentro del proceso de la referencia, se libró mandamiento de pago a favor de SERRANO MARTÍNEZ S.A.S. y en contra de PLANTAS MEDICINALES DE COLOMBIA S.A.S., por la suma correspondiente al capital incorporado en las facturas relacionadas y a los intereses moratorios liquidados a la tasa máxima legal certificada mes a mes por la Superintendencia Financiera de Colombia sobre cada una de ellas desde su vencimiento hasta que se verifique el pago total de lo adeudado.
2. En auto proveído el cinco (5) de mayo de dos mil veintitrés (2023) dentro del proceso de la referencia, se ordenó seguir adelante con la ejecución y que se practicara la liquidación del crédito en los términos previstos en el artículo 446 del C.G.P
3. En virtud de lo anterior, este suscrito se permite aportar liquidación a la fecha de radicación de este memorial.



FV SMF 22

Entre 27/02/2020 Y 30/06/2023

MES/AÑO	SALDO OBLIGACION	VALOR FACTURA	ABONO	SALDO CAPITAL	TASA DE INTERES MENSUAL	INTERES MENSUAL	ABONO INTERESES	SALDO ACUMULADO INTERESES	SALDO TOTAL INTERESES + CAPITAL
feb-20	30.691.217	\$ 30.691.217	\$ -	\$ 30.691.217	2,22%	\$ 680.066		\$ 680.066	\$ 31.371.283
mar-20	30.691.217	\$ -	\$ -	\$ 30.691.217	2,20%	\$ 675.974		\$ 1.356.040	\$ 32.047.257
abr-20	30.691.217	\$ -	\$ -	\$ 30.691.217	2,17%	\$ 665.999		\$ 2.022.040	\$ 32.713.257
may-20	30.691.217	\$ -	\$ -	\$ 30.691.217	2,11%	\$ 646.817		\$ 2.668.857	\$ 33.360.074
jun-20	30.691.217	\$ -	\$ -	\$ 30.691.217	3,09%	\$ 947.591		\$ 3.616.448	\$ 34.307.665
jul-20	30.691.217	\$ -	\$ -	\$ 30.691.217	2,85%	\$ 873.677		\$ 4.490.125	\$ 35.181.342
ago-20	30.691.217	\$ -	\$ -	\$ 30.691.217	2,29%	\$ 701.806		\$ 5.191.931	\$ 35.883.148
sep-20	30.691.217	\$ -	\$ -	\$ 30.691.217	2,29%	\$ 704.108		\$ 5.896.039	\$ 36.587.256
oct-20	30.691.217	\$ -	\$ -	\$ 30.691.217	2,70%	\$ 829.174		\$ 6.725.213	\$ 37.416.430
nov-20	30.691.217	\$ -	\$ -	\$ 30.691.217	2,23%	\$ 684.414		\$ 7.409.627	\$ 38.100.844
dic-20	30.691.217	\$ -	\$ -	\$ 30.691.217	2,02%	\$ 618.684		\$ 8.028.311	\$ 38.719.528
ene-21	30.691.217	\$ -	\$ -	\$ 30.691.217	2,00%	\$ 613.313		\$ 8.641.624	\$ 39.332.841
feb-21	30.691.217	\$ -	\$ -	\$ 30.691.217	2,03%	\$ 621.753		\$ 9.263.377	\$ 39.954.594
mar-21	30.691.217	\$ -	\$ -	\$ 30.691.217	2,01%	\$ 616.893		\$ 9.880.270	\$ 40.571.487
abr-21	30.691.217	\$ -	\$ -	\$ 30.691.217	2,00%	\$ 613.057		\$ 10.493.327	\$ 41.184.544
may-21	30.691.217	\$ -	\$ -	\$ 30.691.217	1,99%	\$ 609.476		\$ 11.102.804	\$ 41.794.021
jun-21	30.691.217	\$ -	\$ -	\$ 30.691.217	1,99%	\$ 609.221		\$ 11.712.024	\$ 42.403.241
jul-21	30.691.217	\$ -	\$ -	\$ 30.691.217	1,98%	\$ 607.942		\$ 12.319.966	\$ 43.011.183
ago-21	30.691.217	\$ -	\$ -	\$ 30.691.217	1,99%	\$ 610.244		\$ 12.930.210	\$ 43.621.427
sep-21	30.691.217	\$ -	\$ -	\$ 30.691.217	1,98%	\$ 608.453		\$ 13.538.663	\$ 44.229.880
oct-21	30.691.217	\$ -	\$ -	\$ 30.691.217	2,53%	\$ 776.232		\$ 14.314.895	\$ 45.006.112
nov-21	30.691.217	\$ -	\$ -	\$ 30.691.217	2,16%	\$ 662.675		\$ 14.977.570	\$ 45.668.787
dic-21	30.691.217	\$ -	\$ -	\$ 30.691.217	2,18%	\$ 669.836		\$ 15.647.405	\$ 46.338.622
ene-22	30.691.217	\$ -	\$ -	\$ 30.691.217	2,04%	\$ 626.357		\$ 16.273.762	\$ 46.964.979
feb-22	30.691.217	\$ -	\$ -	\$ 30.691.217	2,12%	\$ 650.910		\$ 16.924.672	\$ 47.615.889
mar-22	30.691.217	\$ -	\$ -	\$ 30.691.217	2,14%	\$ 657.559		\$ 17.582.231	\$ 48.273.448
abr-22	30.691.217	\$ -	\$ -	\$ 30.691.217	2,22%	\$ 679.810		\$ 18.262.041	\$ 48.953.258
may-22	30.691.217	\$ -	\$ -	\$ 30.691.217	2,30%	\$ 705.131		\$ 18.967.172	\$ 49.658.389
jun-22	30.691.217	\$ -	\$ -	\$ 30.691.217	2,38%	\$ 731.474		\$ 19.698.646	\$ 50.389.863
jul-22	30.691.217	\$ -	\$ -	\$ 30.691.217	2,49%	\$ 765.234		\$ 20.463.880	\$ 51.155.097
ago-22	30.691.217	\$ -	\$ -	\$ 30.691.217	2,61%	\$ 801.041		\$ 21.264.921	\$ 51.956.138
sep-22	30.691.217	\$ -	\$ -	\$ 30.691.217	2,77%	\$ 850.402		\$ 22.115.324	\$ 52.806.541
oct-22	30.691.217	\$ -	\$ -	\$ 30.691.217	2,91%	\$ 893.114		\$ 23.008.438	\$ 53.699.655
nov-22	30.691.217	\$ -	\$ -	\$ 30.691.217	3,06%	\$ 937.872		\$ 23.946.311	\$ 54.637.528
dic-22	30.691.217	\$ -	\$ -	\$ 30.691.217	3,29%	\$ 1.009.230		\$ 24.955.540	\$ 55.646.757
ene-23	30.691.217	\$ -	\$ -	\$ 30.691.217	3,44%	\$ 1.055.266		\$ 26.010.806	\$ 56.702.023
feb-23	30.691.217	\$ -	\$ -	\$ 30.691.217	3,61%	\$ 1.106.674		\$ 27.117.481	\$ 57.808.698
mar-23	30.691.217	\$ -	\$ -	\$ 30.691.217	3,69%	\$ 1.131.994		\$ 28.249.475	\$ 58.940.692
abr-23	30.691.217	\$ -	\$ -	\$ 30.691.217	2,40%	\$ 737.101		\$ 28.986.576	\$ 59.677.793
may-23	30.691.217	\$ -	\$ -	\$ 30.691.217	2,40%	\$ 737.101		\$ 29.723.676	\$ 60.414.893
jun-23	30.691.217	\$ -	\$ -	\$ 30.691.217	2,40%	\$ 737.101		\$ 30.460.777	\$ 61.151.994



FV SMF 74

Entre 25/03/2020 Y 30/06/2023

MES/AÑO	SALDO OBLIGACION	VALOR FACTURA	ABONO	SALDO CAPITAL	TASA DE INTERES MENSUAL	INTERES MENSUAL	ABONO INTERESES	SALDO ACUMULADO INTERESES	SALDO TOTAL INTERESES + CAPITAL
mar-20	14.762.300	\$ 14.762.300	\$ -	\$ 14.762.300	2,20%	\$ 325.140		\$ 325.140	\$ 15.087.440
abr-20	14.762.300	\$ -	\$ -	\$ 14.762.300	2,17%	\$ 320.342		\$ 645.482	\$ 15.407.782
may-20	14.762.300	\$ -	\$ -	\$ 14.762.300	2,11%	\$ 311.115		\$ 956.597	\$ 15.718.897
jun-20	14.762.300	\$ -	\$ -	\$ 14.762.300	3,09%	\$ 455.786		\$ 1.412.383	\$ 16.174.683
jul-20	14.762.300	\$ -	\$ -	\$ 14.762.300	2,85%	\$ 420.233		\$ 1.832.617	\$ 16.594.917
ago-20	14.762.300	\$ -	\$ -	\$ 14.762.300	2,29%	\$ 337.565		\$ 2.170.181	\$ 16.932.481
sep-20	14.762.300	\$ -	\$ -	\$ 14.762.300	2,29%	\$ 338.672		\$ 2.508.853	\$ 17.271.153
oct-20	14.762.300	\$ -	\$ -	\$ 14.762.300	2,70%	\$ 398.828		\$ 2.907.681	\$ 17.669.981
nov-20	14.762.300	\$ -	\$ -	\$ 14.762.300	2,23%	\$ 329.199		\$ 3.236.880	\$ 17.999.180
dic-20	14.762.300	\$ -	\$ -	\$ 14.762.300	2,02%	\$ 297.583		\$ 3.534.464	\$ 18.296.764
ene-21	14.762.300	\$ -	\$ -	\$ 14.762.300	2,00%	\$ 295.000		\$ 3.829.464	\$ 18.591.764
feb-21	14.762.300	\$ -	\$ -	\$ 14.762.300	2,03%	\$ 299.060		\$ 4.128.523	\$ 18.890.823
mar-21	14.762.300	\$ -	\$ -	\$ 14.762.300	2,01%	\$ 296.722		\$ 4.425.245	\$ 19.187.545
abr-21	14.762.300	\$ -	\$ -	\$ 14.762.300	2,00%	\$ 294.877		\$ 4.720.122	\$ 19.482.422
may-21	14.762.300	\$ -	\$ -	\$ 14.762.300	1,99%	\$ 293.155		\$ 5.013.277	\$ 19.775.577
jun-21	14.762.300	\$ -	\$ -	\$ 14.762.300	1,99%	\$ 293.032		\$ 5.306.309	\$ 20.068.609
jul-21	14.762.300	\$ -	\$ -	\$ 14.762.300	1,98%	\$ 292.417		\$ 5.598.725	\$ 20.361.025
ago-21	14.762.300	\$ -	\$ -	\$ 14.762.300	1,99%	\$ 293.524		\$ 5.892.249	\$ 20.654.549
sep-21	14.762.300	\$ -	\$ -	\$ 14.762.300	1,98%	\$ 292.663		\$ 6.184.912	\$ 20.947.212
oct-21	14.762.300	\$ -	\$ -	\$ 14.762.300	2,53%	\$ 373.363		\$ 6.558.275	\$ 21.320.575
nov-21	14.762.300	\$ -	\$ -	\$ 14.762.300	2,16%	\$ 318.743		\$ 6.877.017	\$ 21.639.317
dic-21	14.762.300	\$ -	\$ -	\$ 14.762.300	2,18%	\$ 322.187		\$ 7.199.205	\$ 21.961.505
ene-22	14.762.300	\$ -	\$ -	\$ 14.762.300	2,04%	\$ 301.274		\$ 7.500.479	\$ 22.262.779
feb-22	14.762.300	\$ -	\$ -	\$ 14.762.300	2,12%	\$ 313.084		\$ 7.813.562	\$ 22.575.862
mar-22	14.762.300	\$ -	\$ -	\$ 14.762.300	2,14%	\$ 316.282		\$ 8.129.845	\$ 22.892.145
abr-22	14.762.300	\$ -	\$ -	\$ 14.762.300	2,22%	\$ 326.985		\$ 8.456.830	\$ 23.219.130
may-22	14.762.300	\$ -	\$ -	\$ 14.762.300	2,30%	\$ 339.164		\$ 8.795.993	\$ 23.558.293
jun-22	14.762.300	\$ -	\$ -	\$ 14.762.300	2,38%	\$ 351.835		\$ 9.147.828	\$ 23.910.128
jul-22	14.762.300	\$ -	\$ -	\$ 14.762.300	2,49%	\$ 368.073		\$ 9.515.902	\$ 24.278.202
ago-22	14.762.300	\$ -	\$ -	\$ 14.762.300	2,61%	\$ 385.296		\$ 9.901.198	\$ 24.663.498
sep-22	14.762.300	\$ -	\$ -	\$ 14.762.300	2,77%	\$ 409.039		\$ 10.310.236	\$ 25.072.536
oct-22	14.762.300	\$ -	\$ -	\$ 14.762.300	2,91%	\$ 429.583		\$ 10.739.819	\$ 25.502.119
nov-22	14.762.300	\$ -	\$ -	\$ 14.762.300	3,06%	\$ 451.111		\$ 11.190.931	\$ 25.953.231
dic-22	14.762.300	\$ -	\$ -	\$ 14.762.300	3,29%	\$ 485.434		\$ 11.676.364	\$ 26.438.664
ene-23	14.762.300	\$ -	\$ -	\$ 14.762.300	3,44%	\$ 507.577		\$ 12.183.941	\$ 26.946.241
feb-23	14.762.300	\$ -	\$ -	\$ 14.762.300	3,61%	\$ 532.304		\$ 12.716.245	\$ 27.478.545
mar-23	14.762.300	\$ -	\$ -	\$ 14.762.300	3,69%	\$ 544.483		\$ 13.260.728	\$ 28.023.028
abr-23	14.762.300	\$ -	\$ -	\$ 14.762.300	2,40%	\$ 354.541		\$ 13.615.269	\$ 28.377.569
may-23	14.762.300	\$ -	\$ -	\$ 14.762.300	2,40%	\$ 354.541		\$ 13.969.811	\$ 28.732.111
jun-23	14.762.300	\$ -	\$ -	\$ 14.762.300	2,40%	\$ 354.541		\$ 14.324.352	\$ 29.086.652



Bensons Clark

Law Firm



FV SMF 120

Entre 13/04/2020 Y 30/06/2023


MES/AÑO	SALDO OBLIGACION	VALOR FACTURA	ABONO	SALDO CAPITAL	TASA DE INTERES MENSUAL	INTERES MENSUAL	ABONO INTERESES	SALDO ACUMULADO INTERESES	SALDO TOTAL INTERESES + CAPITAL
abr-20	11.721.500	\$ 11.721.500	\$ -	\$ 11.721.500	2,17%	\$ 254.357		\$ 254.357	\$ 11.975.857
may-20	11.721.500	\$ -	\$ -	\$ 11.721.500	2,11%	\$ 247.031		\$ 501.387	\$ 12.222.887
jun-20	11.721.500	\$ -	\$ -	\$ 11.721.500	3,09%	\$ 361.901		\$ 863.288	\$ 12.584.788
jul-20	11.721.500	\$ -	\$ -	\$ 11.721.500	2,85%	\$ 333.672		\$ 1.196.961	\$ 12.918.461
ago-20	11.721.500	\$ -	\$ -	\$ 11.721.500	2,29%	\$ 268.032		\$ 1.464.992	\$ 13.186.492
sep-20	11.721.500	\$ -	\$ -	\$ 11.721.500	2,29%	\$ 268.911		\$ 1.733.903	\$ 13.455.403
oct-20	11.721.500	\$ -	\$ -	\$ 11.721.500	2,70%	\$ 316.676		\$ 2.050.579	\$ 13.772.079
nov-20	11.721.500	\$ -	\$ -	\$ 11.721.500	2,23%	\$ 261.389		\$ 2.311.968	\$ 14.033.468
dic-20	11.721.500	\$ -	\$ -	\$ 11.721.500	2,02%	\$ 236.286		\$ 2.548.254	\$ 14.269.754
ene-21	11.721.500	\$ -	\$ -	\$ 11.721.500	2,00%	\$ 234.235		\$ 2.782.489	\$ 14.503.989
feb-21	11.721.500	\$ -	\$ -	\$ 11.721.500	2,03%	\$ 237.458		\$ 3.019.947	\$ 14.741.447
mar-21	11.721.500	\$ -	\$ -	\$ 11.721.500	2,01%	\$ 235.602		\$ 3.255.549	\$ 14.977.049
abr-21	11.721.500	\$ -	\$ -	\$ 11.721.500	2,00%	\$ 234.137		\$ 3.489.686	\$ 15.211.186
may-21	11.721.500	\$ -	\$ -	\$ 11.721.500	1,99%	\$ 232.769		\$ 3.722.455	\$ 15.443.955
jun-21	11.721.500	\$ -	\$ -	\$ 11.721.500	1,99%	\$ 232.672		\$ 3.955.127	\$ 15.676.627
jul-21	11.721.500	\$ -	\$ -	\$ 11.721.500	1,98%	\$ 232.183		\$ 4.187.311	\$ 15.908.811
ago-21	11.721.500	\$ -	\$ -	\$ 11.721.500	1,99%	\$ 233.062		\$ 4.420.373	\$ 16.141.873
sep-21	11.721.500	\$ -	\$ -	\$ 11.721.500	1,98%	\$ 232.379		\$ 4.652.752	\$ 16.374.252
oct-21	11.721.500	\$ -	\$ -	\$ 11.721.500	2,53%	\$ 296.456		\$ 4.949.208	\$ 16.670.708
nov-21	11.721.500	\$ -	\$ -	\$ 11.721.500	2,16%	\$ 253.087		\$ 5.202.295	\$ 16.923.795
dic-21	11.721.500	\$ -	\$ -	\$ 11.721.500	2,18%	\$ 255.822		\$ 5.458.116	\$ 17.179.616
ene-22	11.721.500	\$ -	\$ -	\$ 11.721.500	2,04%	\$ 239.216		\$ 5.697.333	\$ 17.418.833
feb-22	11.721.500	\$ -	\$ -	\$ 11.721.500	2,12%	\$ 248.593		\$ 5.945.926	\$ 17.667.426
mar-22	11.721.500	\$ -	\$ -	\$ 11.721.500	2,14%	\$ 251.133		\$ 6.197.059	\$ 17.918.559
abr-22	11.721.500	\$ -	\$ -	\$ 11.721.500	2,22%	\$ 259.631		\$ 6.456.691	\$ 18.178.191
may-22	11.721.500	\$ -	\$ -	\$ 11.721.500	2,30%	\$ 269.301		\$ 6.725.992	\$ 18.447.492
jun-22	11.721.500	\$ -	\$ -	\$ 11.721.500	2,38%	\$ 279.362		\$ 7.005.354	\$ 18.726.854
jul-22	11.721.500	\$ -	\$ -	\$ 11.721.500	2,49%	\$ 292.256		\$ 7.297.611	\$ 19.019.111
ago-22	11.721.500	\$ -	\$ -	\$ 11.721.500	2,61%	\$ 305.931		\$ 7.603.542	\$ 19.325.042
sep-22	11.721.500	\$ -	\$ -	\$ 11.721.500	2,77%	\$ 324.783		\$ 7.928.325	\$ 19.649.825
oct-22	11.721.500	\$ -	\$ -	\$ 11.721.500	2,91%	\$ 341.096		\$ 8.269.421	\$ 19.990.921
nov-22	11.721.500	\$ -	\$ -	\$ 11.721.500	3,06%	\$ 358.190		\$ 8.627.610	\$ 20.349.110
dic-22	11.721.500	\$ -	\$ -	\$ 11.721.500	3,29%	\$ 385.442		\$ 9.013.052	\$ 20.734.552
ene-23	11.721.500	\$ -	\$ -	\$ 11.721.500	3,44%	\$ 403.024		\$ 9.416.076	\$ 21.137.576
feb-23	11.721.500	\$ -	\$ -	\$ 11.721.500	3,61%	\$ 422.658		\$ 9.838.734	\$ 21.560.234
mar-23	11.721.500	\$ -	\$ -	\$ 11.721.500	3,69%	\$ 432.328		\$ 10.271.062	\$ 21.992.562
abr-23	11.721.500	\$ -	\$ -	\$ 11.721.500	2,40%	\$ 281.511		\$ 10.552.573	\$ 22.274.073
may-23	11.721.500	\$ -	\$ -	\$ 11.721.500	2,40%	\$ 281.511		\$ 10.834.085	\$ 22.555.585
jun-23	11.721.500	\$ -	\$ -	\$ 11.721.500	2,40%	\$ 281.511		\$ 11.115.596	\$ 22.837.096



FV SMF 159

Entre 23/05/2020 Y 30/06/2023


MES/AÑO	SALDO OBLIGACION	VALOR FACTURA	ABONO	SALDO CAPITAL	TASA DE INTERES MENSUAL	INTERES MENSUAL	ABONO INTERESES	SALDO ACUMULADO INTERESES	SALDO TOTAL INTERESES + CAPITAL
may-20	327.250	\$ 327.250	\$ -	\$ 327.250	2,11%	\$ 6.897		\$ 6.897	\$ 334.147
jun-20	327.250	\$ -	\$ -	\$ 327.250	3,09%	\$ 10.104		\$ 17.001	\$ 344.251
jul-20	327.250	\$ -	\$ -	\$ 327.250	2,85%	\$ 9.316		\$ 26.316	\$ 353.566
ago-20	327.250	\$ -	\$ -	\$ 327.250	2,29%	\$ 7.483		\$ 33.799	\$ 361.049
sep-20	327.250	\$ -	\$ -	\$ 327.250	2,29%	\$ 7.508		\$ 41.307	\$ 368.557
oct-20	327.250	\$ -	\$ -	\$ 327.250	2,70%	\$ 8.841		\$ 50.148	\$ 377.398
nov-20	327.250	\$ -	\$ -	\$ 327.250	2,23%	\$ 7.298		\$ 57.446	\$ 384.696
dic-20	327.250	\$ -	\$ -	\$ 327.250	2,02%	\$ 6.597		\$ 64.043	\$ 391.293
ene-21	327.250	\$ -	\$ -	\$ 327.250	2,00%	\$ 6.540		\$ 70.582	\$ 397.832
feb-21	327.250	\$ -	\$ -	\$ 327.250	2,03%	\$ 6.630		\$ 77.212	\$ 404.462
mar-21	327.250	\$ -	\$ -	\$ 327.250	2,01%	\$ 6.578		\$ 83.790	\$ 411.040
abr-21	327.250	\$ -	\$ -	\$ 327.250	2,00%	\$ 6.537		\$ 90.326	\$ 417.576
may-21	327.250	\$ -	\$ -	\$ 327.250	1,99%	\$ 6.499		\$ 96.825	\$ 424.075
jun-21	327.250	\$ -	\$ -	\$ 327.250	1,99%	\$ 6.496		\$ 103.321	\$ 430.571
jul-21	327.250	\$ -	\$ -	\$ 327.250	1,98%	\$ 6.482		\$ 109.803	\$ 437.053
ago-21	327.250	\$ -	\$ -	\$ 327.250	1,99%	\$ 6.507		\$ 116.310	\$ 443.560
sep-21	327.250	\$ -	\$ -	\$ 327.250	1,98%	\$ 6.488		\$ 122.798	\$ 450.048
oct-21	327.250	\$ -	\$ -	\$ 327.250	2,53%	\$ 8.277		\$ 131.075	\$ 458.325
nov-21	327.250	\$ -	\$ -	\$ 327.250	2,16%	\$ 7.066		\$ 138.140	\$ 465.390
dic-21	327.250	\$ -	\$ -	\$ 327.250	2,18%	\$ 7.142		\$ 145.283	\$ 472.533
ene-22	327.250	\$ -	\$ -	\$ 327.250	2,04%	\$ 6.679		\$ 151.961	\$ 479.211
feb-22	327.250	\$ -	\$ -	\$ 327.250	2,12%	\$ 6.940		\$ 158.902	\$ 486.152
mar-22	327.250	\$ -	\$ -	\$ 327.250	2,14%	\$ 7.011		\$ 165.913	\$ 493.163
abr-22	327.250	\$ -	\$ -	\$ 327.250	2,22%	\$ 7.249		\$ 173.162	\$ 500.412
may-22	327.250	\$ -	\$ -	\$ 327.250	2,30%	\$ 7.519		\$ 180.680	\$ 507.930
jun-22	327.250	\$ -	\$ -	\$ 327.250	2,38%	\$ 7.799		\$ 188.480	\$ 515.730
jul-22	327.250	\$ -	\$ -	\$ 327.250	2,49%	\$ 8.159		\$ 196.639	\$ 523.889
ago-22	327.250	\$ -	\$ -	\$ 327.250	2,61%	\$ 8.541		\$ 205.180	\$ 532.430
sep-22	327.250	\$ -	\$ -	\$ 327.250	2,77%	\$ 9.068		\$ 214.248	\$ 541.498
oct-22	327.250	\$ -	\$ -	\$ 327.250	2,91%	\$ 9.523		\$ 223.771	\$ 551.021
nov-22	327.250	\$ -	\$ -	\$ 327.250	3,06%	\$ 10.000		\$ 233.771	\$ 561.021
dic-22	327.250	\$ -	\$ -	\$ 327.250	3,29%	\$ 10.761		\$ 244.532	\$ 571.782
ene-23	327.250	\$ -	\$ -	\$ 327.250	3,44%	\$ 11.252		\$ 255.784	\$ 583.034
feb-23	327.250	\$ -	\$ -	\$ 327.250	3,61%	\$ 11.800		\$ 267.584	\$ 594.834
mar-23	327.250	\$ -	\$ -	\$ 327.250	3,69%	\$ 12.070		\$ 279.654	\$ 606.904
abr-23	327.250	\$ -	\$ -	\$ 327.250	2,40%	\$ 7.859		\$ 287.514	\$ 614.764
may-23	327.250	\$ -	\$ -	\$ 327.250	2,40%	\$ 7.859		\$ 295.373	\$ 622.623
jun-23	327.250	\$ -	\$ -	\$ 327.250	2,40%	\$ 7.859		\$ 303.233	\$ 630.483



FV SMF 189

Entre 11/06/2020 Y 30/06/2023

MES/AÑO	SALDO OBLIGACION	VALOR FACTURA	ABONO	SALDO CAPITAL	TASA DE INTERES MENSUAL	INTERES MENSUAL	ABONO INTERESES	SALDO ACUMULADO INTERESES	SALDO TOTAL INTERESES + CAPITAL
jun-20	13.289.475	\$ 13.289.475	\$ -	\$ 13.289.475	3,09%	\$ 410.313		\$ 410.313	\$ 13.699.788
jul-20	13.289.475	\$ -	\$ -	\$ 13.289.475	2,85%	\$ 378.307		\$ 788.620	\$ 14.078.095
ago-20	13.289.475	\$ -	\$ -	\$ 13.289.475	2,29%	\$ 303.886		\$ 1.092.506	\$ 14.381.981
sep-20	13.289.475	\$ -	\$ -	\$ 13.289.475	2,29%	\$ 304.883		\$ 1.397.388	\$ 14.686.863
oct-20	13.289.475	\$ -	\$ -	\$ 13.289.475	2,70%	\$ 359.037		\$ 1.756.426	\$ 15.045.901
nov-20	13.289.475	\$ -	\$ -	\$ 13.289.475	2,23%	\$ 296.355		\$ 2.052.781	\$ 15.342.256
dic-20	13.289.475	\$ -	\$ -	\$ 13.289.475	2,02%	\$ 267.894		\$ 2.320.675	\$ 15.610.150
ene-21	13.289.475	\$ -	\$ -	\$ 13.289.475	2,00%	\$ 265.568		\$ 2.586.243	\$ 15.875.718
feb-21	13.289.475	\$ -	\$ -	\$ 13.289.475	2,03%	\$ 269.223		\$ 2.855.465	\$ 16.144.940
mar-21	13.289.475	\$ -	\$ -	\$ 13.289.475	2,01%	\$ 267.118		\$ 3.122.584	\$ 16.412.059
abr-21	13.289.475	\$ -	\$ -	\$ 13.289.475	2,00%	\$ 265.457		\$ 3.388.041	\$ 16.677.516
may-21	13.289.475	\$ -	\$ -	\$ 13.289.475	1,99%	\$ 263.907		\$ 3.651.948	\$ 16.941.423
jun-21	13.289.475	\$ -	\$ -	\$ 13.289.475	1,99%	\$ 263.796		\$ 3.915.744	\$ 17.205.219
jul-21	13.289.475	\$ -	\$ -	\$ 13.289.475	1,98%	\$ 263.242		\$ 4.178.986	\$ 17.468.461
ago-21	13.289.475	\$ -	\$ -	\$ 13.289.475	1,99%	\$ 264.239		\$ 4.443.225	\$ 17.732.700
sep-21	13.289.475	\$ -	\$ -	\$ 13.289.475	1,98%	\$ 263.464		\$ 4.706.689	\$ 17.996.164
oct-21	13.289.475	\$ -	\$ -	\$ 13.289.475	2,53%	\$ 336.113		\$ 5.042.802	\$ 18.332.277
nov-21	13.289.475	\$ -	\$ -	\$ 13.289.475	2,16%	\$ 286.942		\$ 5.329.744	\$ 18.619.219
dic-21	13.289.475	\$ -	\$ -	\$ 13.289.475	2,18%	\$ 290.043		\$ 5.619.787	\$ 18.909.262
ene-22	13.289.475	\$ -	\$ -	\$ 13.289.475	2,04%	\$ 271.216		\$ 5.891.003	\$ 19.180.478
feb-22	13.289.475	\$ -	\$ -	\$ 13.289.475	2,12%	\$ 281.848		\$ 6.172.850	\$ 19.462.325
mar-22	13.289.475	\$ -	\$ -	\$ 13.289.475	2,14%	\$ 284.727		\$ 6.457.577	\$ 19.747.052
abr-22	13.289.475	\$ -	\$ -	\$ 13.289.475	2,22%	\$ 294.362		\$ 6.751.939	\$ 20.041.414
may-22	13.289.475	\$ -	\$ -	\$ 13.289.475	2,30%	\$ 305.326		\$ 7.057.265	\$ 20.346.740
jun-22	13.289.475	\$ -	\$ -	\$ 13.289.475	2,38%	\$ 316.732		\$ 7.373.997	\$ 20.663.472
jul-22	13.289.475	\$ -	\$ -	\$ 13.289.475	2,49%	\$ 331.351		\$ 7.705.348	\$ 20.994.823
ago-22	13.289.475	\$ -	\$ -	\$ 13.289.475	2,61%	\$ 346.855		\$ 8.052.204	\$ 21.341.679
sep-22	13.289.475	\$ -	\$ -	\$ 13.289.475	2,77%	\$ 368.229		\$ 8.420.433	\$ 21.709.908
oct-22	13.289.475	\$ -	\$ -	\$ 13.289.475	2,91%	\$ 386.724		\$ 8.807.157	\$ 22.096.632
nov-22	13.289.475	\$ -	\$ -	\$ 13.289.475	3,06%	\$ 406.104		\$ 9.213.261	\$ 22.502.736
dic-22	13.289.475	\$ -	\$ -	\$ 13.289.475	3,29%	\$ 437.002		\$ 9.650.263	\$ 22.939.738
ene-23	13.289.475	\$ -	\$ -	\$ 13.289.475	3,44%	\$ 456.936		\$ 10.107.199	\$ 23.396.674
feb-23	13.289.475	\$ -	\$ -	\$ 13.289.475	3,61%	\$ 479.196		\$ 10.586.396	\$ 23.875.871
mar-23	13.289.475	\$ -	\$ -	\$ 13.289.475	3,69%	\$ 490.160		\$ 11.076.556	\$ 24.366.031
abr-23	13.289.475	\$ -	\$ -	\$ 13.289.475	2,40%	\$ 319.169		\$ 11.395.725	\$ 24.685.200
may-23	13.289.475	\$ -	\$ -	\$ 13.289.475	2,40%	\$ 319.169		\$ 11.714.894	\$ 25.004.369
jun-23	13.289.475	\$ -	\$ -	\$ 13.289.475	2,40%	\$ 319.169		\$ 12.034.063	\$ 25.323.538



FV SMF 278

Entre 10/08/2020 Y 30/06/2023

MES/AÑO	SALDO OBLIGACION	VALOR FACTURA	ABONO	SALDO CAPITAL	TASA DE INTERES MENSUAL	INTERES MENSUAL	ABONO INTERESES	SALDO ACUMULADO INTERESES	SALDO TOTAL INTERESES + CAPITAL
ago-20	19.526.291	\$ 19.526.291	\$ -	\$ 19.526.291	2,29%	\$ 446.501		\$ 446.501	\$ 19.972.792
sep-20	19.526.291	\$ -	\$ -	\$ 19.526.291	2,29%	\$ 447.966		\$ 894.467	\$ 20.420.758
oct-20	19.526.291	\$ -	\$ -	\$ 19.526.291	2,70%	\$ 527.535		\$ 1.422.002	\$ 20.948.293
nov-20	19.526.291	\$ -	\$ -	\$ 19.526.291	2,23%	\$ 435.436		\$ 1.857.438	\$ 21.383.729
dic-20	19.526.291	\$ -	\$ -	\$ 19.526.291	2,02%	\$ 393.617		\$ 2.251.056	\$ 21.777.347
ene-21	19.526.291	\$ -	\$ -	\$ 19.526.291	2,00%	\$ 390.200		\$ 2.641.256	\$ 22.167.547
feb-21	19.526.291	\$ -	\$ -	\$ 19.526.291	2,03%	\$ 395.570		\$ 3.036.826	\$ 22.563.117
mar-21	19.526.291	\$ -	\$ -	\$ 19.526.291	2,01%	\$ 392.478		\$ 3.429.305	\$ 22.955.596
abr-21	19.526.291	\$ -	\$ -	\$ 19.526.291	2,00%	\$ 390.038		\$ 3.819.343	\$ 23.345.634
may-21	19.526.291	\$ -	\$ -	\$ 19.526.291	1,99%	\$ 387.760		\$ 4.207.102	\$ 23.733.393
jun-21	19.526.291	\$ -	\$ -	\$ 19.526.291	1,99%	\$ 387.597		\$ 4.594.699	\$ 24.120.990
jul-21	19.526.291	\$ -	\$ -	\$ 19.526.291	1,98%	\$ 386.783		\$ 4.981.482	\$ 24.507.773
ago-21	19.526.291	\$ -	\$ -	\$ 19.526.291	1,99%	\$ 388.248		\$ 5.369.730	\$ 24.896.021
sep-21	19.526.291	\$ -	\$ -	\$ 19.526.291	1,98%	\$ 387.109		\$ 5.756.839	\$ 25.283.130
oct-21	19.526.291	\$ -	\$ -	\$ 19.526.291	2,53%	\$ 493.852		\$ 6.250.691	\$ 25.776.982
nov-21	19.526.291	\$ -	\$ -	\$ 19.526.291	2,16%	\$ 421.605		\$ 6.672.296	\$ 26.198.587
dic-21	19.526.291	\$ -	\$ -	\$ 19.526.291	2,18%	\$ 426.161		\$ 7.098.458	\$ 26.624.749
ene-22	19.526.291	\$ -	\$ -	\$ 19.526.291	2,04%	\$ 398.499		\$ 7.496.957	\$ 27.023.248
feb-22	19.526.291	\$ -	\$ -	\$ 19.526.291	2,12%	\$ 414.120		\$ 7.911.077	\$ 27.437.368
mar-22	19.526.291	\$ -	\$ -	\$ 19.526.291	2,14%	\$ 418.351		\$ 8.329.428	\$ 27.855.719
abr-22	19.526.291	\$ -	\$ -	\$ 19.526.291	2,22%	\$ 432.507		\$ 8.761.935	\$ 28.288.226
may-22	19.526.291	\$ -	\$ -	\$ 19.526.291	2,30%	\$ 448.617		\$ 9.210.551	\$ 28.736.842
jun-22	19.526.291	\$ -	\$ -	\$ 19.526.291	2,38%	\$ 465.377		\$ 9.675.928	\$ 29.202.219
jul-22	19.526.291	\$ -	\$ -	\$ 19.526.291	2,49%	\$ 486.856		\$ 10.162.784	\$ 29.689.075
ago-22	19.526.291	\$ -	\$ -	\$ 19.526.291	2,61%	\$ 509.636		\$ 10.672.420	\$ 30.198.711
sep-22	19.526.291	\$ -	\$ -	\$ 19.526.291	2,77%	\$ 541.041		\$ 11.213.461	\$ 30.739.752
oct-22	19.526.291	\$ -	\$ -	\$ 19.526.291	2,91%	\$ 568.215		\$ 11.781.676	\$ 31.307.967
nov-22	19.526.291	\$ -	\$ -	\$ 19.526.291	3,06%	\$ 596.691		\$ 12.378.367	\$ 31.904.658
dic-22	19.526.291	\$ -	\$ -	\$ 19.526.291	3,29%	\$ 642.090		\$ 13.020.456	\$ 32.546.747
ene-23	19.526.291	\$ -	\$ -	\$ 19.526.291	3,44%	\$ 671.379		\$ 13.691.835	\$ 33.218.126
feb-23	19.526.291	\$ -	\$ -	\$ 19.526.291	3,61%	\$ 704.086		\$ 14.395.921	\$ 33.922.212
mar-23	19.526.291	\$ -	\$ -	\$ 19.526.291	3,69%	\$ 720.195		\$ 15.116.115	\$ 34.642.406
abr-23	19.526.291	\$ -	\$ -	\$ 19.526.291	2,40%	\$ 468.956		\$ 15.585.072	\$ 35.111.363
may-23	19.526.291	\$ -	\$ -	\$ 19.526.291	2,40%	\$ 468.956		\$ 16.054.028	\$ 35.580.319
jun-23	19.526.291	\$ -	\$ -	\$ 19.526.291	2,40%	\$ 468.956		\$ 16.522.985	\$ 36.049.276

Atentamente.



Bensons Clark

Law Firm



CAMILO LOPEZ ACOSTA.
C.C No. 80.246.481 de Bogotá
T.P. No. 183.117 del C.S.J.
Email: Camilo.lopez@Bensonsclark.com

FV SMF 22

Entre 27/02/2020 Y 30/06/2023

MES/AÑO	SALDO OBLIGACION	VALOR FACTURA	ABONO	SALDO CAPITAL	TASA DE INTERES MENSUAL	INTERES MENSUAL	ABONO INTERESES	SALDO ACUMULADO INTERESES	SALDO TOTAL INTERESES + CAPITAL
feb-20	30,691,217	\$ 30,691,217	\$ -	\$ 30,691,217	2.22%	\$ 680,066		\$ 680,066	\$ 31,371,283
mar-20	30,691,217	\$ -	\$ -	\$ 30,691,217	2.20%	\$ 675,974		\$ 1,356,040	\$ 32,047,257
abr-20	30,691,217	\$ -	\$ -	\$ 30,691,217	2.17%	\$ 665,999		\$ 2,022,040	\$ 32,713,257
may-20	30,691,217	\$ -	\$ -	\$ 30,691,217	2.11%	\$ 646,817		\$ 2,668,857	\$ 33,360,074
jun-20	30,691,217	\$ -	\$ -	\$ 30,691,217	3.09%	\$ 947,591		\$ 3,616,448	\$ 34,307,665
jul-20	30,691,217	\$ -	\$ -	\$ 30,691,217	2.85%	\$ 873,677		\$ 4,490,125	\$ 35,181,342
ago-20	30,691,217	\$ -	\$ -	\$ 30,691,217	2.29%	\$ 701,806		\$ 5,191,931	\$ 35,883,148
sep-20	30,691,217	\$ -	\$ -	\$ 30,691,217	2.29%	\$ 704,108		\$ 5,896,039	\$ 36,587,256
oct-20	30,691,217	\$ -	\$ -	\$ 30,691,217	2.70%	\$ 829,174		\$ 6,725,213	\$ 37,416,430
nov-20	30,691,217	\$ -	\$ -	\$ 30,691,217	2.23%	\$ 684,414		\$ 7,409,627	\$ 38,100,844
dic-20	30,691,217	\$ -	\$ -	\$ 30,691,217	2.02%	\$ 618,684		\$ 8,028,311	\$ 38,719,528
ene-21	30,691,217	\$ -	\$ -	\$ 30,691,217	2.00%	\$ 613,313		\$ 8,641,624	\$ 39,332,841
feb-21	30,691,217	\$ -	\$ -	\$ 30,691,217	2.03%	\$ 621,753		\$ 9,263,377	\$ 39,954,594
mar-21	30,691,217	\$ -	\$ -	\$ 30,691,217	2.01%	\$ 616,893		\$ 9,880,270	\$ 40,571,487
abr-21	30,691,217	\$ -	\$ -	\$ 30,691,217	2.00%	\$ 613,057		\$ 10,493,327	\$ 41,184,544
may-21	30,691,217	\$ -	\$ -	\$ 30,691,217	1.99%	\$ 609,476		\$ 11,102,804	\$ 41,794,021
jun-21	30,691,217	\$ -	\$ -	\$ 30,691,217	1.99%	\$ 609,221		\$ 11,712,024	\$ 42,403,241
jul-21	30,691,217	\$ -	\$ -	\$ 30,691,217	1.98%	\$ 607,942		\$ 12,319,966	\$ 43,011,183
ago-21	30,691,217	\$ -	\$ -	\$ 30,691,217	1.99%	\$ 610,244		\$ 12,930,210	\$ 43,621,427
sep-21	30,691,217	\$ -	\$ -	\$ 30,691,217	1.98%	\$ 608,453		\$ 13,538,663	\$ 44,229,880
oct-21	30,691,217	\$ -	\$ -	\$ 30,691,217	2.53%	\$ 776,232		\$ 14,314,895	\$ 45,006,112
nov-21	30,691,217	\$ -	\$ -	\$ 30,691,217	2.16%	\$ 662,675		\$ 14,977,570	\$ 45,668,787
dic-21	30,691,217	\$ -	\$ -	\$ 30,691,217	2.18%	\$ 669,836		\$ 15,647,405	\$ 46,338,622
ene-22	30,691,217	\$ -	\$ -	\$ 30,691,217	2.04%	\$ 626,357		\$ 16,273,762	\$ 46,964,979
feb-22	30,691,217	\$ -	\$ -	\$ 30,691,217	2.12%	\$ 650,910		\$ 16,924,672	\$ 47,615,889
mar-22	30,691,217	\$ -	\$ -	\$ 30,691,217	2.14%	\$ 657,559		\$ 17,582,231	\$ 48,273,448
abr-22	30,691,217	\$ -	\$ -	\$ 30,691,217	2.22%	\$ 679,810		\$ 18,262,041	\$ 48,953,258
may-22	30,691,217	\$ -	\$ -	\$ 30,691,217	2.30%	\$ 705,131		\$ 18,967,172	\$ 49,658,389
jun-22	30,691,217	\$ -	\$ -	\$ 30,691,217	2.38%	\$ 731,474		\$ 19,698,646	\$ 50,389,863
jul-22	30,691,217	\$ -	\$ -	\$ 30,691,217	2.49%	\$ 765,234		\$ 20,463,880	\$ 51,155,097
ago-22	30,691,217	\$ -	\$ -	\$ 30,691,217	2.61%	\$ 801,041		\$ 21,264,921	\$ 51,956,138
sep-22	30,691,217	\$ -	\$ -	\$ 30,691,217	2.77%	\$ 850,402		\$ 22,115,324	\$ 52,806,541
oct-22	30,691,217	\$ -	\$ -	\$ 30,691,217	2.91%	\$ 893,114		\$ 23,008,438	\$ 53,699,655
nov-22	30,691,217	\$ -	\$ -	\$ 30,691,217	3.06%	\$ 937,872		\$ 23,946,311	\$ 54,637,528
dic-22	30,691,217	\$ -	\$ -	\$ 30,691,217	3.29%	\$ 1,009,230		\$ 24,955,540	\$ 55,646,757
ene-23	30,691,217	\$ -	\$ -	\$ 30,691,217	3.44%	\$ 1,055,266		\$ 26,010,806	\$ 56,702,023
feb-23	30,691,217	\$ -	\$ -	\$ 30,691,217	3.61%	\$ 1,106,674		\$ 27,117,481	\$ 57,808,698
mar-23	30,691,217	\$ -	\$ -	\$ 30,691,217	3.69%	\$ 1,131,994		\$ 28,249,475	\$ 58,940,692
abr-23	30,691,217	\$ -	\$ -	\$ 30,691,217	2.40%	\$ 737,101		\$ 28,986,576	\$ 59,677,793
may-23	30,691,217	\$ -	\$ -	\$ 30,691,217	2.40%	\$ 737,101		\$ 29,723,676	\$ 60,414,893
jun-23	30,691,217	\$ -	\$ -	\$ 30,691,217	2.40%	\$ 737,101		\$ 30,460,777	\$ 61,151,994

FV SMF 74

Entre 25/03/2020 Y 30/06/2023

MES/AÑO	SALDO OBLIGACION	VALOR FACTURA	ABONO	SALDO CAPITAL	TASA DE INTERES MENSUAL	INTERES MENSUAL
mar-20	14,762,300	\$ 14,762,300	\$ -	\$ 14,762,300	2.20%	\$ 325,140
abr-20	14,762,300	\$ -	\$ -	\$ 14,762,300	2.17%	\$ 320,342
may-20	14,762,300	\$ -	\$ -	\$ 14,762,300	2.11%	\$ 311,115
jun-20	14,762,300	\$ -	\$ -	\$ 14,762,300	3.09%	\$ 455,786
jul-20	14,762,300	\$ -	\$ -	\$ 14,762,300	2.85%	\$ 420,233
ago-20	14,762,300	\$ -	\$ -	\$ 14,762,300	2.29%	\$ 337,565
sep-20	14,762,300	\$ -	\$ -	\$ 14,762,300	2.29%	\$ 338,672
oct-20	14,762,300	\$ -	\$ -	\$ 14,762,300	2.70%	\$ 398,828
nov-20	14,762,300	\$ -	\$ -	\$ 14,762,300	2.23%	\$ 329,199
dic-20	14,762,300	\$ -	\$ -	\$ 14,762,300	2.02%	\$ 297,583
ene-21	14,762,300	\$ -	\$ -	\$ 14,762,300	2.00%	\$ 295,000
feb-21	14,762,300	\$ -	\$ -	\$ 14,762,300	2.03%	\$ 299,060
mar-21	14,762,300	\$ -	\$ -	\$ 14,762,300	2.01%	\$ 296,722
abr-21	14,762,300	\$ -	\$ -	\$ 14,762,300	2.00%	\$ 294,877
may-21	14,762,300	\$ -	\$ -	\$ 14,762,300	1.99%	\$ 293,155
jun-21	14,762,300	\$ -	\$ -	\$ 14,762,300	1.99%	\$ 293,032
jul-21	14,762,300	\$ -	\$ -	\$ 14,762,300	1.98%	\$ 292,417
ago-21	14,762,300	\$ -	\$ -	\$ 14,762,300	1.99%	\$ 293,524
sep-21	14,762,300	\$ -	\$ -	\$ 14,762,300	1.98%	\$ 292,663
oct-21	14,762,300	\$ -	\$ -	\$ 14,762,300	2.53%	\$ 373,363
nov-21	14,762,300	\$ -	\$ -	\$ 14,762,300	2.16%	\$ 318,743
dic-21	14,762,300	\$ -	\$ -	\$ 14,762,300	2.18%	\$ 322,187
ene-22	14,762,300	\$ -	\$ -	\$ 14,762,300	2.04%	\$ 301,274
feb-22	14,762,300	\$ -	\$ -	\$ 14,762,300	2.12%	\$ 313,084
mar-22	14,762,300	\$ -	\$ -	\$ 14,762,300	2.14%	\$ 316,282
abr-22	14,762,300	\$ -	\$ -	\$ 14,762,300	2.22%	\$ 326,985
may-22	14,762,300	\$ -	\$ -	\$ 14,762,300	2.30%	\$ 339,164
jun-22	14,762,300	\$ -	\$ -	\$ 14,762,300	2.38%	\$ 351,835
jul-22	14,762,300	\$ -	\$ -	\$ 14,762,300	2.49%	\$ 368,073
ago-22	14,762,300	\$ -	\$ -	\$ 14,762,300	2.61%	\$ 385,296
sep-22	14,762,300	\$ -	\$ -	\$ 14,762,300	2.77%	\$ 409,039
oct-22	14,762,300	\$ -	\$ -	\$ 14,762,300	2.91%	\$ 429,583
nov-22	14,762,300	\$ -	\$ -	\$ 14,762,300	3.06%	\$ 451,111
dic-22	14,762,300	\$ -	\$ -	\$ 14,762,300	3.29%	\$ 485,434
ene-23	14,762,300	\$ -	\$ -	\$ 14,762,300	3.44%	\$ 507,577

feb-23	14,762,300	\$ -	\$ -	\$ 14,762,300	3.61%	\$ 532,304
mar-23	14,762,300	\$ -	\$ -	\$ 14,762,300	3.69%	\$ 544,483
abr-23	14,762,300	\$ -	\$ -	\$ 14,762,300	2.40%	\$ 354,541
may-23	14,762,300	\$ -	\$ -	\$ 14,762,300	2.40%	\$ 354,541
jun-23	14,762,300	\$ -	\$ -	\$ 14,762,300	2.40%	\$ 354,541

ABONO INTERESES	SALDO ACUMULADO INTERESES	SALDO TOTAL INTERESES + CAPITAL
	\$ 325,140	\$ 15,087,440
	\$ 645,482	\$ 15,407,782
	\$ 956,597	\$ 15,718,897
	\$ 1,412,383	\$ 16,174,683
	\$ 1,832,617	\$ 16,594,917
	\$ 2,170,181	\$ 16,932,481
	\$ 2,508,853	\$ 17,271,153
	\$ 2,907,681	\$ 17,669,981
	\$ 3,236,880	\$ 17,999,180
	\$ 3,534,464	\$ 18,296,764
	\$ 3,829,464	\$ 18,591,764
	\$ 4,128,523	\$ 18,890,823
	\$ 4,425,245	\$ 19,187,545
	\$ 4,720,122	\$ 19,482,422
	\$ 5,013,277	\$ 19,775,577
	\$ 5,306,309	\$ 20,068,609
	\$ 5,598,725	\$ 20,361,025
	\$ 5,892,249	\$ 20,654,549
	\$ 6,184,912	\$ 20,947,212
	\$ 6,558,275	\$ 21,320,575
	\$ 6,877,017	\$ 21,639,317
	\$ 7,199,205	\$ 21,961,505
	\$ 7,500,479	\$ 22,262,779
	\$ 7,813,562	\$ 22,575,862
	\$ 8,129,845	\$ 22,892,145
	\$ 8,456,830	\$ 23,219,130
	\$ 8,795,993	\$ 23,558,293
	\$ 9,147,828	\$ 23,910,128
	\$ 9,515,902	\$ 24,278,202
	\$ 9,901,198	\$ 24,663,498
	\$ 10,310,236	\$ 25,072,536
	\$ 10,739,819	\$ 25,502,119
	\$ 11,190,931	\$ 25,953,231
	\$ 11,676,364	\$ 26,438,664
	\$ 12,183,941	\$ 26,946,241

	\$ 12,716,245	\$ 27,478,545
	\$ 13,260,728	\$ 28,023,028
	\$ 13,615,269	\$ 28,377,569
	\$ 13,969,811	\$ 28,732,111
	\$ 14,324,352	\$ 29,086,652

FV SMF 120

Entre 13/04/2020 Y 30/06/2023

MES/AÑO	SALDO OBLIGACION	VALOR FACTURA	ABONO	SALDO CAPITAL	TASA DE INTERES MENSUAL	INTERES MENSUAL
abr-20	11,721,500	\$ 11,721,500	\$ -	\$ 11,721,500	2.17%	\$ 254,357
may-20	11,721,500	\$ -	\$ -	\$ 11,721,500	2.11%	\$ 247,031
jun-20	11,721,500	\$ -	\$ -	\$ 11,721,500	3.09%	\$ 361,901
jul-20	11,721,500	\$ -	\$ -	\$ 11,721,500	2.85%	\$ 333,672
ago-20	11,721,500	\$ -	\$ -	\$ 11,721,500	2.29%	\$ 268,032
sep-20	11,721,500	\$ -	\$ -	\$ 11,721,500	2.29%	\$ 268,911
oct-20	11,721,500	\$ -	\$ -	\$ 11,721,500	2.70%	\$ 316,676
nov-20	11,721,500	\$ -	\$ -	\$ 11,721,500	2.23%	\$ 261,389
dic-20	11,721,500	\$ -	\$ -	\$ 11,721,500	2.02%	\$ 236,286
ene-21	11,721,500	\$ -	\$ -	\$ 11,721,500	2.00%	\$ 234,235
feb-21	11,721,500	\$ -	\$ -	\$ 11,721,500	2.03%	\$ 237,458
mar-21	11,721,500	\$ -	\$ -	\$ 11,721,500	2.01%	\$ 235,602
abr-21	11,721,500	\$ -	\$ -	\$ 11,721,500	2.00%	\$ 234,137
may-21	11,721,500	\$ -	\$ -	\$ 11,721,500	1.99%	\$ 232,769
jun-21	11,721,500	\$ -	\$ -	\$ 11,721,500	1.99%	\$ 232,672
jul-21	11,721,500	\$ -	\$ -	\$ 11,721,500	1.98%	\$ 232,183
ago-21	11,721,500	\$ -	\$ -	\$ 11,721,500	1.99%	\$ 233,062
sep-21	11,721,500	\$ -	\$ -	\$ 11,721,500	1.98%	\$ 232,379
oct-21	11,721,500	\$ -	\$ -	\$ 11,721,500	2.53%	\$ 296,456
nov-21	11,721,500	\$ -	\$ -	\$ 11,721,500	2.16%	\$ 253,087
dic-21	11,721,500	\$ -	\$ -	\$ 11,721,500	2.18%	\$ 255,822
ene-22	11,721,500	\$ -	\$ -	\$ 11,721,500	2.04%	\$ 239,216
feb-22	11,721,500	\$ -	\$ -	\$ 11,721,500	2.12%	\$ 248,593
mar-22	11,721,500	\$ -	\$ -	\$ 11,721,500	2.14%	\$ 251,133
abr-22	11,721,500	\$ -	\$ -	\$ 11,721,500	2.22%	\$ 259,631
may-22	11,721,500	\$ -	\$ -	\$ 11,721,500	2.30%	\$ 269,301
jun-22	11,721,500	\$ -	\$ -	\$ 11,721,500	2.38%	\$ 279,362
jul-22	11,721,500	\$ -	\$ -	\$ 11,721,500	2.49%	\$ 292,256
ago-22	11,721,500	\$ -	\$ -	\$ 11,721,500	2.61%	\$ 305,931
sep-22	11,721,500	\$ -	\$ -	\$ 11,721,500	2.77%	\$ 324,783
oct-22	11,721,500	\$ -	\$ -	\$ 11,721,500	2.91%	\$ 341,096
nov-22	11,721,500	\$ -	\$ -	\$ 11,721,500	3.06%	\$ 358,190
dic-22	11,721,500	\$ -	\$ -	\$ 11,721,500	3.29%	\$ 385,442
ene-23	11,721,500	\$ -	\$ -	\$ 11,721,500	3.44%	\$ 403,024
feb-23	11,721,500	\$ -	\$ -	\$ 11,721,500	3.61%	\$ 422,658

mar-23	11,721,500	\$ -	\$ -	\$ 11,721,500	3.69%	\$ 432,328
abr-23	11,721,500	\$ -	\$ -	\$ 11,721,500	2.40%	\$ 281,511
may-23	11,721,500	\$ -	\$ -	\$ 11,721,500	2.40%	\$ 281,511
jun-23	11,721,500	\$ -	\$ -	\$ 11,721,500	2.40%	\$ 281,511

ABONO INTERESES	SALDO ACUMULADO INTERESES	SALDO TOTAL INTERESES + CAPITAL
	\$ 254,357	\$ 11,975,857
	\$ 501,387	\$ 12,222,887
	\$ 863,288	\$ 12,584,788
	\$ 1,196,961	\$ 12,918,461
	\$ 1,464,992	\$ 13,186,492
	\$ 1,733,903	\$ 13,455,403
	\$ 2,050,579	\$ 13,772,079
	\$ 2,311,968	\$ 14,033,468
	\$ 2,548,254	\$ 14,269,754
	\$ 2,782,489	\$ 14,503,989
	\$ 3,019,947	\$ 14,741,447
	\$ 3,255,549	\$ 14,977,049
	\$ 3,489,686	\$ 15,211,186
	\$ 3,722,455	\$ 15,443,955
	\$ 3,955,127	\$ 15,676,627
	\$ 4,187,311	\$ 15,908,811
	\$ 4,420,373	\$ 16,141,873
	\$ 4,652,752	\$ 16,374,252
	\$ 4,949,208	\$ 16,670,708
	\$ 5,202,295	\$ 16,923,795
	\$ 5,458,116	\$ 17,179,616
	\$ 5,697,333	\$ 17,418,833
	\$ 5,945,926	\$ 17,667,426
	\$ 6,197,059	\$ 17,918,559
	\$ 6,456,691	\$ 18,178,191
	\$ 6,725,992	\$ 18,447,492
	\$ 7,005,354	\$ 18,726,854
	\$ 7,297,611	\$ 19,019,111
	\$ 7,603,542	\$ 19,325,042
	\$ 7,928,325	\$ 19,649,825
	\$ 8,269,421	\$ 19,990,921
	\$ 8,627,610	\$ 20,349,110
	\$ 9,013,052	\$ 20,734,552
	\$ 9,416,076	\$ 21,137,576
	\$ 9,838,734	\$ 21,560,234

	\$ 10,271,062	\$ 21,992,562
	\$ 10,552,573	\$ 22,274,073
	\$ 10,834,085	\$ 22,555,585
	\$ 11,115,596	\$ 22,837,096

FV SMF 159

Entre 23/05/2020 Y 30/06/2023

MES/AÑO	SALDO OBLIGACION	VALOR FACTURA	ABONO	SALDO CAPITAL	TASA DE INTERES MENSUAL	INTERES MENSUAL	ABONO INTERESES	SALDO ACUMULADO INTERESES	SALDO TOTAL INTERESES + CAPITAL
may-20	327,250	\$ 327,250	\$ -	\$ 327,250	2.11%	\$ 6,897		\$ 6,897	\$ 334,147
jun-20	327,250	\$ -	\$ -	\$ 327,250	3.09%	\$ 10,104		\$ 17,001	\$ 344,251
jul-20	327,250	\$ -	\$ -	\$ 327,250	2.85%	\$ 9,316		\$ 26,316	\$ 353,566
ago-20	327,250	\$ -	\$ -	\$ 327,250	2.29%	\$ 7,483		\$ 33,799	\$ 361,049
sep-20	327,250	\$ -	\$ -	\$ 327,250	2.29%	\$ 7,508		\$ 41,307	\$ 368,557
oct-20	327,250	\$ -	\$ -	\$ 327,250	2.70%	\$ 8,841		\$ 50,148	\$ 377,398
nov-20	327,250	\$ -	\$ -	\$ 327,250	2.23%	\$ 7,298		\$ 57,446	\$ 384,696
dic-20	327,250	\$ -	\$ -	\$ 327,250	2.02%	\$ 6,597		\$ 64,043	\$ 391,293
ene-21	327,250	\$ -	\$ -	\$ 327,250	2.00%	\$ 6,540		\$ 70,582	\$ 397,832
feb-21	327,250	\$ -	\$ -	\$ 327,250	2.03%	\$ 6,630		\$ 77,212	\$ 404,462
mar-21	327,250	\$ -	\$ -	\$ 327,250	2.01%	\$ 6,578		\$ 83,790	\$ 411,040
abr-21	327,250	\$ -	\$ -	\$ 327,250	2.00%	\$ 6,537		\$ 90,326	\$ 417,576
may-21	327,250	\$ -	\$ -	\$ 327,250	1.99%	\$ 6,499		\$ 96,825	\$ 424,075
jun-21	327,250	\$ -	\$ -	\$ 327,250	1.99%	\$ 6,496		\$ 103,321	\$ 430,571
jul-21	327,250	\$ -	\$ -	\$ 327,250	1.98%	\$ 6,482		\$ 109,803	\$ 437,053
ago-21	327,250	\$ -	\$ -	\$ 327,250	1.99%	\$ 6,507		\$ 116,310	\$ 443,560
sep-21	327,250	\$ -	\$ -	\$ 327,250	1.98%	\$ 6,488		\$ 122,798	\$ 450,048
oct-21	327,250	\$ -	\$ -	\$ 327,250	2.53%	\$ 8,277		\$ 131,075	\$ 458,325
nov-21	327,250	\$ -	\$ -	\$ 327,250	2.16%	\$ 7,066		\$ 138,140	\$ 465,390
dic-21	327,250	\$ -	\$ -	\$ 327,250	2.18%	\$ 7,142		\$ 145,283	\$ 472,533
ene-22	327,250	\$ -	\$ -	\$ 327,250	2.04%	\$ 6,679		\$ 151,961	\$ 479,211
feb-22	327,250	\$ -	\$ -	\$ 327,250	2.12%	\$ 6,940		\$ 158,902	\$ 486,152
mar-22	327,250	\$ -	\$ -	\$ 327,250	2.14%	\$ 7,011		\$ 165,913	\$ 493,163
abr-22	327,250	\$ -	\$ -	\$ 327,250	2.22%	\$ 7,249		\$ 173,162	\$ 500,412
may-22	327,250	\$ -	\$ -	\$ 327,250	2.30%	\$ 7,519		\$ 180,680	\$ 507,930
jun-22	327,250	\$ -	\$ -	\$ 327,250	2.38%	\$ 7,799		\$ 188,480	\$ 515,730
jul-22	327,250	\$ -	\$ -	\$ 327,250	2.49%	\$ 8,159		\$ 196,639	\$ 523,889
ago-22	327,250	\$ -	\$ -	\$ 327,250	2.61%	\$ 8,541		\$ 205,180	\$ 532,430
sep-22	327,250	\$ -	\$ -	\$ 327,250	2.77%	\$ 9,068		\$ 214,248	\$ 541,498
oct-22	327,250	\$ -	\$ -	\$ 327,250	2.91%	\$ 9,523		\$ 223,771	\$ 551,021
nov-22	327,250	\$ -	\$ -	\$ 327,250	3.06%	\$ 10,000		\$ 233,771	\$ 561,021
dic-22	327,250	\$ -	\$ -	\$ 327,250	3.29%	\$ 10,761		\$ 244,532	\$ 571,782
ene-23	327,250	\$ -	\$ -	\$ 327,250	3.44%	\$ 11,252		\$ 255,784	\$ 583,034
feb-23	327,250	\$ -	\$ -	\$ 327,250	3.61%	\$ 11,800		\$ 267,584	\$ 594,834
mar-23	327,250	\$ -	\$ -	\$ 327,250	3.69%	\$ 12,070		\$ 279,654	\$ 606,904
abr-23	327,250	\$ -	\$ -	\$ 327,250	2.40%	\$ 7,859		\$ 287,514	\$ 614,764
may-23	327,250	\$ -	\$ -	\$ 327,250	2.40%	\$ 7,859		\$ 295,373	\$ 622,623
jun-23	327,250	\$ -	\$ -	\$ 327,250	2.40%	\$ 7,859		\$ 303,233	\$ 630,483

FV SMF 189

Entre 11/06/2020 Y 30/06/2023

MES/AÑO	SALDO OBLIGACION	VALOR FACTURA	ABONO	SALDO CAPITAL	TASA DE INTERES MENSUAL	INTERES MENSUAL
jun-20	13,289,475	\$ 13,289,475	\$ -	\$ 13,289,475	3.09%	\$ 410,313
jul-20	13,289,475	\$ -	\$ -	\$ 13,289,475	2.85%	\$ 378,307
ago-20	13,289,475	\$ -	\$ -	\$ 13,289,475	2.29%	\$ 303,886
sep-20	13,289,475	\$ -	\$ -	\$ 13,289,475	2.29%	\$ 304,883
oct-20	13,289,475	\$ -	\$ -	\$ 13,289,475	2.70%	\$ 359,037
nov-20	13,289,475	\$ -	\$ -	\$ 13,289,475	2.23%	\$ 296,355
dic-20	13,289,475	\$ -	\$ -	\$ 13,289,475	2.02%	\$ 267,894
ene-21	13,289,475	\$ -	\$ -	\$ 13,289,475	2.00%	\$ 265,568
feb-21	13,289,475	\$ -	\$ -	\$ 13,289,475	2.03%	\$ 269,223
mar-21	13,289,475	\$ -	\$ -	\$ 13,289,475	2.01%	\$ 267,118
abr-21	13,289,475	\$ -	\$ -	\$ 13,289,475	2.00%	\$ 265,457
may-21	13,289,475	\$ -	\$ -	\$ 13,289,475	1.99%	\$ 263,907
jun-21	13,289,475	\$ -	\$ -	\$ 13,289,475	1.99%	\$ 263,796
jul-21	13,289,475	\$ -	\$ -	\$ 13,289,475	1.98%	\$ 263,242
ago-21	13,289,475	\$ -	\$ -	\$ 13,289,475	1.99%	\$ 264,239
sep-21	13,289,475	\$ -	\$ -	\$ 13,289,475	1.98%	\$ 263,464
oct-21	13,289,475	\$ -	\$ -	\$ 13,289,475	2.53%	\$ 336,113
nov-21	13,289,475	\$ -	\$ -	\$ 13,289,475	2.16%	\$ 286,942
dic-21	13,289,475	\$ -	\$ -	\$ 13,289,475	2.18%	\$ 290,043
ene-22	13,289,475	\$ -	\$ -	\$ 13,289,475	2.04%	\$ 271,216
feb-22	13,289,475	\$ -	\$ -	\$ 13,289,475	2.12%	\$ 281,848
mar-22	13,289,475	\$ -	\$ -	\$ 13,289,475	2.14%	\$ 284,727
abr-22	13,289,475	\$ -	\$ -	\$ 13,289,475	2.22%	\$ 294,362
may-22	13,289,475	\$ -	\$ -	\$ 13,289,475	2.30%	\$ 305,326
jun-22	13,289,475	\$ -	\$ -	\$ 13,289,475	2.38%	\$ 316,732
jul-22	13,289,475	\$ -	\$ -	\$ 13,289,475	2.49%	\$ 331,351
ago-22	13,289,475	\$ -	\$ -	\$ 13,289,475	2.61%	\$ 346,855
sep-22	13,289,475	\$ -	\$ -	\$ 13,289,475	2.77%	\$ 368,229
oct-22	13,289,475	\$ -	\$ -	\$ 13,289,475	2.91%	\$ 386,724
nov-22	13,289,475	\$ -	\$ -	\$ 13,289,475	3.06%	\$ 406,104
dic-22	13,289,475	\$ -	\$ -	\$ 13,289,475	3.29%	\$ 437,002
ene-23	13,289,475	\$ -	\$ -	\$ 13,289,475	3.44%	\$ 456,936
feb-23	13,289,475	\$ -	\$ -	\$ 13,289,475	3.61%	\$ 479,196
mar-23	13,289,475	\$ -	\$ -	\$ 13,289,475	3.69%	\$ 490,160
abr-23	13,289,475	\$ -	\$ -	\$ 13,289,475	2.40%	\$ 319,169

may-23	13,289,475	\$	-	\$	-	\$ 13,289,475	2.40%	\$ 319,169
jun-23	13,289,475	\$	-	\$	-	\$ 13,289,475	2.40%	\$ 319,169

ABONO INTERESES	SALDO ACUMULADO INTERESES	SALDO TOTAL INTERESES + CAPITAL
	\$ 410,313	\$ 13,699,788
	\$ 788,620	\$ 14,078,095
	\$ 1,092,506	\$ 14,381,981
	\$ 1,397,388	\$ 14,686,863
	\$ 1,756,426	\$ 15,045,901
	\$ 2,052,781	\$ 15,342,256
	\$ 2,320,675	\$ 15,610,150
	\$ 2,586,243	\$ 15,875,718
	\$ 2,855,465	\$ 16,144,940
	\$ 3,122,584	\$ 16,412,059
	\$ 3,388,041	\$ 16,677,516
	\$ 3,651,948	\$ 16,941,423
	\$ 3,915,744	\$ 17,205,219
	\$ 4,178,986	\$ 17,468,461
	\$ 4,443,225	\$ 17,732,700
	\$ 4,706,689	\$ 17,996,164
	\$ 5,042,802	\$ 18,332,277
	\$ 5,329,744	\$ 18,619,219
	\$ 5,619,787	\$ 18,909,262
	\$ 5,891,003	\$ 19,180,478
	\$ 6,172,850	\$ 19,462,325
	\$ 6,457,577	\$ 19,747,052
	\$ 6,751,939	\$ 20,041,414
	\$ 7,057,265	\$ 20,346,740
	\$ 7,373,997	\$ 20,663,472
	\$ 7,705,348	\$ 20,994,823
	\$ 8,052,204	\$ 21,341,679
	\$ 8,420,433	\$ 21,709,908
	\$ 8,807,157	\$ 22,096,632
	\$ 9,213,261	\$ 22,502,736
	\$ 9,650,263	\$ 22,939,738
	\$ 10,107,199	\$ 23,396,674
	\$ 10,586,396	\$ 23,875,871
	\$ 11,076,556	\$ 24,366,031
	\$ 11,395,725	\$ 24,685,200

	\$ 11,714,894	\$ 25,004,369
	\$ 12,034,063	\$ 25,323,538

FV SMF 278

Entre 10/08/2020 Y 30/06/2023

MES/AÑO	SALDO OBLIGACION	VALOR FACTURA	ABONO	SALDO CAPITAL	TASA DE INTERES MENSUAL	INTERES MENSUAL
ago-20	19,526,291	\$ 19,526,291	\$ -	\$ 19,526,291	2.29%	\$ 446,501
sep-20	19,526,291	\$ -	\$ -	\$ 19,526,291	2.29%	\$ 447,966
oct-20	19,526,291	\$ -	\$ -	\$ 19,526,291	2.70%	\$ 527,535
nov-20	19,526,291	\$ -	\$ -	\$ 19,526,291	2.23%	\$ 435,436
dic-20	19,526,291	\$ -	\$ -	\$ 19,526,291	2.02%	\$ 393,617
ene-21	19,526,291	\$ -	\$ -	\$ 19,526,291	2.00%	\$ 390,200
feb-21	19,526,291	\$ -	\$ -	\$ 19,526,291	2.03%	\$ 395,570
mar-21	19,526,291	\$ -	\$ -	\$ 19,526,291	2.01%	\$ 392,478
abr-21	19,526,291	\$ -	\$ -	\$ 19,526,291	2.00%	\$ 390,038
may-21	19,526,291	\$ -	\$ -	\$ 19,526,291	1.99%	\$ 387,760
jun-21	19,526,291	\$ -	\$ -	\$ 19,526,291	1.99%	\$ 387,597
jul-21	19,526,291	\$ -	\$ -	\$ 19,526,291	1.98%	\$ 386,783
ago-21	19,526,291	\$ -	\$ -	\$ 19,526,291	1.99%	\$ 388,248
sep-21	19,526,291	\$ -	\$ -	\$ 19,526,291	1.98%	\$ 387,109
oct-21	19,526,291	\$ -	\$ -	\$ 19,526,291	2.53%	\$ 493,852
nov-21	19,526,291	\$ -	\$ -	\$ 19,526,291	2.16%	\$ 421,605
dic-21	19,526,291	\$ -	\$ -	\$ 19,526,291	2.18%	\$ 426,161
ene-22	19,526,291	\$ -	\$ -	\$ 19,526,291	2.04%	\$ 398,499
feb-22	19,526,291	\$ -	\$ -	\$ 19,526,291	2.12%	\$ 414,120
mar-22	19,526,291	\$ -	\$ -	\$ 19,526,291	2.14%	\$ 418,351
abr-22	19,526,291	\$ -	\$ -	\$ 19,526,291	2.22%	\$ 432,507
may-22	19,526,291	\$ -	\$ -	\$ 19,526,291	2.30%	\$ 448,617
jun-22	19,526,291	\$ -	\$ -	\$ 19,526,291	2.38%	\$ 465,377
jul-22	19,526,291	\$ -	\$ -	\$ 19,526,291	2.49%	\$ 486,856
ago-22	19,526,291	\$ -	\$ -	\$ 19,526,291	2.61%	\$ 509,636
sep-22	19,526,291	\$ -	\$ -	\$ 19,526,291	2.77%	\$ 541,041
oct-22	19,526,291	\$ -	\$ -	\$ 19,526,291	2.91%	\$ 568,215
nov-22	19,526,291	\$ -	\$ -	\$ 19,526,291	3.06%	\$ 596,691
dic-22	19,526,291	\$ -	\$ -	\$ 19,526,291	3.29%	\$ 642,090
ene-23	19,526,291	\$ -	\$ -	\$ 19,526,291	3.44%	\$ 671,379
feb-23	19,526,291	\$ -	\$ -	\$ 19,526,291	3.61%	\$ 704,086
mar-23	19,526,291	\$ -	\$ -	\$ 19,526,291	3.69%	\$ 720,195
abr-23	19,526,291	\$ -	\$ -	\$ 19,526,291	2.40%	\$ 468,956
may-23	19,526,291	\$ -	\$ -	\$ 19,526,291	2.40%	\$ 468,956
jun-23	19,526,291	\$ -	\$ -	\$ 19,526,291	2.40%	\$ 468,956

ABONO INTERESES	SALDO ACUMULADO INTERESES	SALDO TOTAL INTERESES + CAPITAL
	\$ 446,501	\$ 19,972,792
	\$ 894,467	\$ 20,420,758
	\$ 1,422,002	\$ 20,948,293
	\$ 1,857,438	\$ 21,383,729
	\$ 2,251,056	\$ 21,777,347
	\$ 2,641,256	\$ 22,167,547
	\$ 3,036,826	\$ 22,563,117
	\$ 3,429,305	\$ 22,955,596
	\$ 3,819,343	\$ 23,345,634
	\$ 4,207,102	\$ 23,733,393
	\$ 4,594,699	\$ 24,120,990
	\$ 4,981,482	\$ 24,507,773
	\$ 5,369,730	\$ 24,896,021
	\$ 5,756,839	\$ 25,283,130
	\$ 6,250,691	\$ 25,776,982
	\$ 6,672,296	\$ 26,198,587
	\$ 7,098,458	\$ 26,624,749
	\$ 7,496,957	\$ 27,023,248
	\$ 7,911,077	\$ 27,437,368
	\$ 8,329,428	\$ 27,855,719
	\$ 8,761,935	\$ 28,288,226
	\$ 9,210,551	\$ 28,736,842
	\$ 9,675,928	\$ 29,202,219
	\$ 10,162,784	\$ 29,689,075
	\$ 10,672,420	\$ 30,198,711
	\$ 11,213,461	\$ 30,739,752
	\$ 11,781,676	\$ 31,307,967
	\$ 12,378,367	\$ 31,904,658
	\$ 13,020,456	\$ 32,546,747
	\$ 13,691,835	\$ 33,218,126
	\$ 14,395,921	\$ 33,922,212
	\$ 15,116,115	\$ 34,642,406
	\$ 15,585,072	\$ 35,111,363
	\$ 16,054,028	\$ 35,580,319
	\$ 16,522,985	\$ 36,049,276